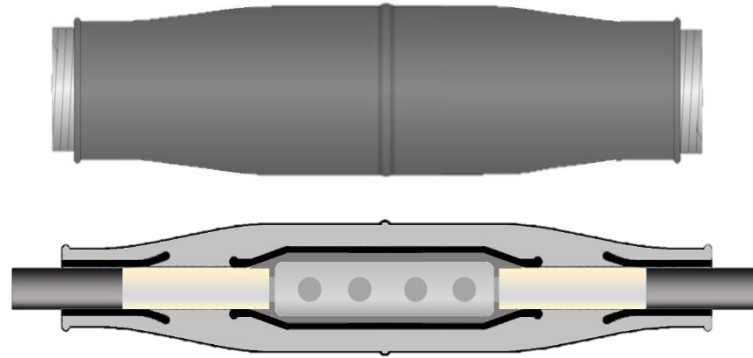


RCSJ

REPL range of Cold Shrink Joints are suitable for installations on medium voltage cables up to 36kV.

The Joint consists of a moulded silicon rubber body with integrated central Faraday Cage and geometric stress control at both ends, and a semi-conductive outer layer which reinstates the key layers of the cable being jointed.

The joint bodies are pre-expanded onto a spiral former providing a suitable diameter clearance to allow easy location over cables and connectors. Once correctly located the body in position, the body is shrunk down by simply pulling out the spiral tape former.



To complete the joint, the cable metallic screens are connected using an appropriate method. There is a range of options available for the outer protection such as cold shrink or heat shrink tubing's, or resin encapsulation using plastic shells and resin. Because the RCSJ requires no special tools or heat source for installation, it is ideal for areas where heat tools are not allowed or accessible. A range of bodies to cover cables up to 36kv in single core, three core designs and trifurcating with either extruded or paper insulation.






- Tested to **CENELEC HD 629.1.S2**
- Quick and easy installation using no heat source or special tools
- One piece design with integrated central Faraday cage and screen stress control cones
- Short parking distance required means compact joint bay area
- Silicon Rubber material for excellent electrical insulation properties
- Suitable for a wide range of mechanical and compression cable connectors
- Long shelf life under normal storage conditions
- Kits for armoured and unarmoured type cables can be supplied



Technical Details				
Voltage Class >	12kV	17.5kV	24kV	36kV
Cross Section Range (mm ²)	70-1200	70-1000	35-1000	35-1000
Cable Insulation Diameter (mm)	17-70	17-70	17-70	17-70
Voltage Rating U ₀ /U (U _m) kV	6.35/11 (12)	8.7/15 (17.5)	12.7/22 (24)	19/33 (36)
Basic Impulse Level (BIL) kV	95	95	125	194
Partial Discharge at 2U ⁰ (pC)	<10	<10	<10	<10
AC Voltage Withstand , 1 min (kV)	25.5	35	51	76
AC Voltage Withstand , 5 min (kV)	28.5	39	57	85.5
DC Voltage Withstand , 15min (kV)	38	52	76	114

Please see overleaf for details of the range and kit options

Cold Shrink Joint Body Selection:

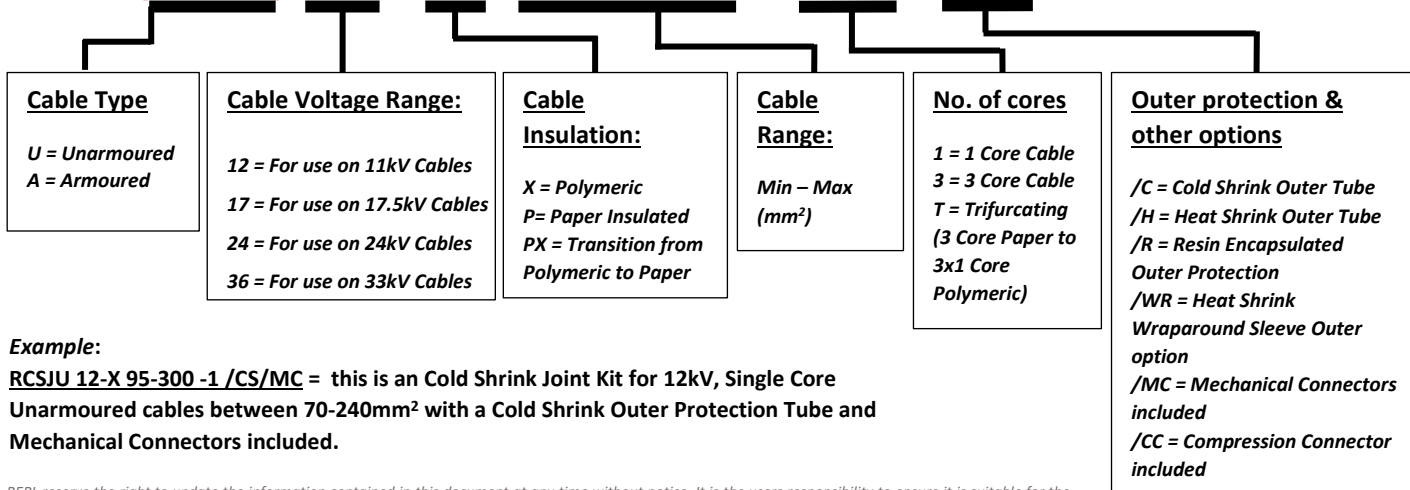
RCSJ Selection	Overall Length	Insulation Diameter Range	Maximum/Minimum Connector Diameter	Maximum Connector Length	Maximum Cable Jacket Diameter	Typical Application Range *based on IEC Cable Design (mm ²)			
						Code	mm	∅mm	∅mm
 RCSB36 4013-330	330	17-24	25-30	100	30	70-120	70-120	35-95	35-50
 RCSB36 5215-360	360	19-32	29-38	126	38	95-300	120-240	70-240	50-150
 RCSB36 6218-400	400	22-38	30-45	150	45	185-400	240-400	95-300	50-300
 RCSB36 7522-460	460	30-42	36-52	200	52	400-630	400-500	300-500	185-400
 RCSB36 9528-500	500	40-60	48-65	240	65	630-1200	500-1000	630-1000	500-1000

Cold Shrink Joint Kit selection:

Selection of actual kits is based on using correct body from above table and adding in relevant parts considering the cable types, screen re-connection method and outer protection options.

The chart below describes the full kit order code conventions:

RCSJ(U/A) XX - X xxx-xxx - 1/3 /X...



Example:

RCSJU 12-X 95-300 -1 /CS/MC = this is an Cold Shrink Joint Kit for 12kV, Single Core Unarmoured cables between 70-240mm² with a Cold Shrink Outer Protection Tube and Mechanical Connectors included.

REPL reserve the right to update the information contained in this document at any time without notice. It is the users responsibility to ensure it is suitable for the intended application. Any implied warranty relating to fitness for a particular purpose are explicitly excluded unless agreed in writing by REPL.
©REPL 2018